



Delivery Forecast with Release Capability ANSI (X12) 830 v2002

Document Change Log

Version	Date	Description
1.0	2009.01.20	Document issued.
2.0	2009.01.21	Added Transaction Set
2.4	2009.11.16	Added Engineering Level at LIN07
2.5	2011.03.15	Plant Code List updated
2.6	2011.09.29	Character Set changes to UNOC Fix segment BFR "Forecast Type Qualifier"(657) from "SH" to the right value "DL" Delivery Based
2.7	2011.10.21	Added Vendor's Part Number at LIN09
2.8	2011.11.22	Added Measurement Units at UIT01 Fixed LOUsiana and Saltillo Plasticos-STP Mailbox. Delete PSO. Added ITP.
2.9	2013.07.17	Added FST02 Code A Immediate for delayed quantities
3.0	2013.11.15	Removed the list Plant Codes. Referenced to EDI Form
3.1	2015.10.19	Clarification ISA Application Sender and GS Sender Code
3.2	2018.01.23	Segment terminator changed from "*" to "carriage return"

Issued by: G.Antolin

Distribution: G.Antolin

Copyright in this work is vested in G.A. and all information contained in this document is the sole property of G.A. This document must not be reproduced in whole or in part without written consent from G.A..



**GRUPO ANTOLIN
ANSI (X12): 830 V2002**

DSI

INFORMATION SYSTEMS POLICY 080202

TRANSACTION SET 830

<u>Segment ID</u>	<u>Description</u>	<u>Req. GA</u>
ISA	Interchange Control Header	M
GS	Functional Group Header	M
ST	Transaction Set Header	M
BFR	Beginning segment for Planning Schedule	M
N1	Name	M
N3	Street address	M
N4	City/state	M
PER	Admin Communications Contact	M
LIN	Item Identification	M
UIT	Unit Detail	M
PID	Product/ item description	M
SDP	Ship/Delivery Pattern	M
FST	Forecast Schedule	M
SHP	Shipped/ Received information	M
REF	Reference Numbers	M
CTT	Transaction Totals	M
SE	Transaction Set Trailer	M
GE	Functional Group Trailer	M
IEA	Interchange Control Trailer	M

NOTE: Segment elements (fields) listed are restricted to those that Group Antolin uses or might use.

ABBREVIATIONS

AN	ALPHANUMERIC
C	CONDITIONAL
DT	DATE
ID	IDENTIFICATION
M	MANDATORY
NO	NUMBER
O	OPTIONAL
R	REFERENCE
TM	TIME



SEGMENT: ISA – Interchange Control Header

PURPOSE: Starts and identifies an interchange of one or more functional groups and interchange-related control segments.

DATA ELEMENT SUMMARY

Field	Element	Name	Attributes
ISA01	744	Authorization info. Qualifier	M ID 2/2
		<u>Code</u> 00	<u>Definition</u> No authorization information present
ISA02	745	Authorization Information	M AN 10/10
		Blanks	
ISA03	746	Security Information Qualifier	M ID 2/2
		<u>Code</u> 00	<u>Definition</u> No security information present
ISA04	747	Security Information	M AN 10/10
		Blanks unless mutually agreed upon	
ISA05	704	Interchange ID Qualifier	M ID 2/2
		<u>Code</u> See values in EDI Form	
ISA06	705	Interchange Sender ID	M ID 15/15
		See values in EDI Form	



**GRUPO ANTOLIN
ANSI (X12): 830 V2002**

DSI

INFORMATION SYSTEMS POLICY 080202

DATA ELEMENT SUMMARY (Cont.)

Field	Element	Name	Attributes
ISA07	704	Interchange ID Qualifier	M ID 2/2
		<u>Code</u> To be supplied by Trading Partner	
ISA08	706	Interchange Receiver ID	M ID 15/15
		To be supplied by Trading Partner	
ISA09	373	Date	M DT 6/6
		Current Date: YYMMDD	
ISA10	337	Time	M TM 4/4
		Current Time: HHMM	
ISA11	726	Interchange Standards Identifier	M ID 1/1
		<u>Code</u> U	<u>Definition</u> American National Standards Committee X12
ISA12	703	Interchange Version ID	M ID 5/5
		To be determined at implementation: 00200	
ISA13	709	Interchange Control Number	M NO 9/9
		This number identifies interchange data to sender	



**GRUPO ANTOLIN
ANSI (X12): 830 V2002**

DSI

INFORMATION SYSTEMS POLICY 080202

DATA ELEMENT SUMMARY (Cont.)

Field	Element	Name	Attributes
ISA14	749	Acknowledgement	M ID 1/1
		<u>Code</u> 0	<u>Definition</u> No Acknowledgement requested
ISA15	748	Test Indicator	M AN 1/1
		<u>Code</u> P	<u>Definition</u> Production Data
ISA16	701	Sub-element Separator	M AN 1/1
		Hex 7E @	

NOTE: The segment terminator character "*" has been changed by a "carriage return -> CR"

SAMPLE

ISA~00~ ~00~ ~ZZ~0941A090493050~ZZ~0002307250258SP~011002~1203~U~00200~001521650~0~P~@ CR



SEGMENT: GS Functional Group Header (Start)

PURPOSE: Starts and identifies a functional group of related transaction sets and provides and application identification information.

DATA ELEMENT SUMMARY

Field	Element	Name	Attributes
GS01	479	Functional ID PS- Planning Schedule with Release Capabilities	M ID 2/2
GS02	142	Applications Sender's Code See values in EDI Form	M ID 12/12
GS03	124	Application Receiver's Code To be supplied by Trading Partner	M ID 12/12
GS04	29	Data Interchange Date Date when transaction sets generated: YYMMDD	M DT 6/6
GS05	30	Data Interchange Time 24-hour clock time when transaction set generated: HHMM	M TM 4/4
GS06	28	Data Interchange Control Number Sequentially assigned by Sender	M NO 5/9



**GRUPO ANTOLIN
ANSI (X12): 830 V2002**

DSI

INFORMATION SYSTEMS POLICY 080202

DATA ELEMENT SUMMARY (Cont.)

Field	Element	Name	Attributes
GS07	455	Responsible Agency Code <u>CODE DEFINITION</u> X American National Standards Institute Committee X12	M NO 1/2
GS08	480	Version This number refers to x12 Transaction Sets: Positions 1-3 = major version number Positions 4-6 = release number.	M ID 6/12

SAMPLE

GS~PS~0941A0904930~000230725025~011002~1203~49949~X~002002 **CR**



**GRUPO ANTOLIN
ANSI (X12): 830 V2002**

DSI

INFORMATION SYSTEMS POLICY 080202

SEGMENT: ST Transaction Set Header Segment

PURPOSE: Indicates the start of a transaction set and assigns control number

DATA ELEMENT SUMMARY

Field	Element	Name	Attributes
ST01	143	Transaction Set ID	M ID 3/3
		<u>Code</u> 830	<u>Definition</u> Planning schedule with release capability
ST02	329	Transaction Set Control Number Sequential number, assigned by Sender	AN M 7/9

SAMPLE

ST~830~1521650 **CR**



SEGMENT: BFR Beginning Segment for Planning Schedule

PURPOSE: Indicates the beginning of a planning schedule transaction set;
And identify related forecast envelope dates.

DATA ELEMENT SUMMARY

Field	Element	Name	Attributes
BFR01	353	Transaction Set Purpose Code	M ID 2/2
		<u>Code</u> 05	<u>Definition</u> Replace
BFR02	127	Reference Number	C AN 30/30
		NOT USED	
BFR03	328	Release Number	M AN 30/30
		Release transmission Number. Increasing identification Non-consecutive counter.	
BFR04	675	Forecast Type Qualifier	M ID 2/2
		<u>Code</u> DL	<u>Definition</u> Delivery Based
BFR05	676	Forecast Quantity Qualifier	M ID 1/1
		<u>Code</u> A	<u>Definition</u> Actual Discreet Quantities



**GRUPO ANTOLIN
ANSI (X12): 830 V2002**

DSI

INFORMATION SYSTEMS POLICY 080202

DATA ELEMENT SUMMARY (Cont.)

Field	Element	Name	Attributes
BFR06	373	Date	M DT 6/6
		Forecast Start Date Format: YYMMDD	
BFR07	373	Date	M DT 6/6
		Forecast End Date Format: YYMMDD	
BFR08	373	Date	M DT 6/6
		Forecast Generated Date Format: YYMMDD	

Note – Fields BFR09 through BFR13 are not used

SAMPLE

BFR~05~~75819040~DL~A~010903~021104~010927CR



SEGMENT: N1 Name Segment

PURPOSE: To identify a partner by type of organization, name and code

DATA ELEMENT SUMMARY

Field	Element	Name	Attributes
N101	98	Organization Identifier	M ID 2/2
		<u>Code</u> SF	<u>Definition</u> Ship From
		ST	Ship To
N102	93	Name GRUPO ANTOLIN PLANT	C AN 1/35
N103	66	Identification Code Qualifier 92 – Assigned by Customer	C ID 1/2
N104	67	Identification Code If previous qualifier = 92 Customer’s assigned code PLANT	C AN 2/17

SAMPLE

N1~ST~GRUPO ANTOLIN VOSGES~92~VOS **CR**



**GRUPO ANTOLIN
ANSI (X12): 830 V2002**

DSI

INFORMATION SYSTEMS POLICY 080202

SEGMENT: N3 Street Address Segment

PURPOSE: To supply the location of the named party

DATA ELEMENT SUMMARY

Field	Element	Name	Attributes
N301	166	Address	M AN 1/35
N302	166	Address	O AN 1/35

SAMPLE

N3-30, RUE D ALSACE 



GRUPO ANTOLIN
ANSI (X12): 830 V2002

DSI

INFORMATION SYSTEMS POLICY 080202

SEGMENT: N4 City/State Segment

PURPOSE: To specify the geographic place of the named party

DATA ELEMENT SUMMARY

Field	Element	Name	Attributes
N401	19	City Name	C AN 2/19
N402	156	State or Province Code Not Used	C AN 2/2
N403	116	Postal Code	O ID 5/9
N404	26	Country Code	O ID 2/2

SAMPLE

N4~RUPT SUR MOSELLE~~88360~FR 



SEGMENT: PER - Admin Communications Contact Segment

PURPOSE: To identify a person or office to whom administrative communications should be directed

DATA ELEMENT SUMMARY

Field	Element	Name	Attributes
PER01	366	Contact function code	M ID 2/2
		<u>Code</u> BD	<u>Definition</u> Buyer's Dept.
PER02	93	Name Not Used	O AN 1/35
PER03	365	Communication Number Qualifier	O ID 2/2
		<u>Code</u> TE	<u>Definition</u> Telephone
PER04	364	Communication Number	C AN 7/21
PER05	326	Request Reference Number Not Used	C AN 1/45

SAMPLE

PER~BD~~TE~0329 23 4656 **CR**



**GRUPO ANTOLIN
ANSI (X12): 830 V2002**

DSI

INFORMATION SYSTEMS POLICY 080202

SEGMENT: LIN – Item Identification Detail

PURPOSE: Specifies basic item identification data

DATA ELEMENT SUMMARY

Field	Element	Name	Attributes
LIN01	350	Assigned Identifier P.O. Line Item #	O AN 1/11
LIN02	235	Product/Service ID Qualifier <u>Code</u> <u>Definition</u> BP Buyers Part Number	O ID 2/2
LIN03	234	Product/Service ID Grupo Antolin Part Number	C AN 1/30
LIN04	235	Product/Service ID Qualifier <u>Code</u> <u>Definition</u> PO Purchase Order Number	O ID 2/2
LIN05	234	Product/Service ID PO Number	C AN 1/30
LIN06	235	Product/Service ID Qualifier <u>Code</u> <u>Definition</u> EC Engineering Level Code	O ID 2/2
LIN07	234	Product/Service ID Grupo Antolin Engineering Level	C AN 1/30
LIN08	235	Product/Service ID Qualifier <u>Code</u> <u>Definition</u> VP Vendor's Part Number	O ID 2/2
LIN09	234	Product/Service ID Vendor's Part Number	C AN 1/30

SAMPLE

LIN~00020~BP~156018970~PO~480054~EC~001~VP~ABCDEFGG



**GRUPO ANTOLIN
ANSI (X12): 830 V2002**

DSI

INFORMATION SYSTEMS POLICY 080202

SEGMENT: UIT – Unit Detail

PURPOSE: Specifies item unit data

DATA ELEMENT SUMMARY

Field	Element	Name	Attributes
UIT01	355	Unit of Measure Code	M ID 2/2
		<u>Code</u>	<u>Definition</u>
		PC	Each - Piece
		YD	Yard
		LB	Pounds
		MR	Meters
		KG	Kilograms
		LT	Liters
		RL	Rolls
		IN	Inches
		FT	Foots
		GA	Gallons
		SM	Square Meters
		GR	Grams
		ML	Milliliters
		CA	Case
		BX	Box
		PK	Packet (No pack)
		DZ	Dozen
		PR	Pair
UIT02	212	Unit Price	C R 1/14
		Not Used	
UIT03	639	Basis of Unit Price Code	O ID 2/2
		Not Used	

SAMPLE

UIT~PC **CR**



SEGMENT: PID – Product Item Description

PURPOSE: to describe a product in coded or free - form

DATA ELEMENT SUMMARY

Field	Element	Name	Attributes
PID01	349	Item Description Type <u>Code</u> <u>Definition</u> F	O ID 1/1
PID02	750	Product char code Not Used	O ID 2/3
PID03	348	Item Description qualifier Not Used	O ID 2/2
PID04	751	Product/ Description Code Not Used	O ID 1/12
PID05	352	Description Part Description	C AN 1/80

SAMPLE

PID~F~~~~ENCADREMENT MIR R25/Y30/ESPACE NOIR



SEGMENT: SDP – Ship/Delivery Pattern

PURPOSE: Identifies specific ship/delivery requirements

DATA ELEMENT SUMMARY

Field	Element	Name	Attributes
SDP01	678	Ship/Delivery Pattern Code	M ID 2/2
		<u>Code</u> Y	<u>Definition</u> None
SDP02	679	Ship/Delivery Pattern Timing Code	M ID 1/1
		<u>Code</u> Y	<u>Definition</u> None

SAMPLE

SDP~Y~Y



SEGMENT: FST – Forecast Schedule

PURPOSE: Specifies the forecasted dates and quantities

DATA ELEMENT SUMMARY

Field	Element	Name	Attributes
FST01	380	Quantity	M R 1/10
		Forecast Quantity	
FST02	680	Forecast Qualifier	M ID 1/1
		<u>Code</u>	<u>Definition</u>
		A	Immediate (delayed quantities)
		C	Firm Schedule to Ship
		D	Planning Schedule for Reference Only
FST03	681	Forecast Timing Qualifier	M ID 1/1
		<u>Code</u>	<u>Definition</u>
		D	Discrete
		W	Weekly
		F	Flexible Interval
FST04	373	DATE	M DT 6/6
		Format:	YYMMDD
FST05	373	DATE	M DT 6/6
		If FST03 = "W" or "F"	
		Format:	YYMMDD

Note FST06 through FST09 are not used

SAMPLE

FST~2500~D~D~011029 **CR**

FST~10000~D~F~011102~011202 **CR**

FST~544~A~D~130429 (544 parts should be supplied immediately as they are delayed quantities. Could be in transit)



**GRUPO ANTOLIN
ANSI (X12): 830 V2002**

DSI

INFORMATION SYSTEMS POLICY 080202

SEGMENT: SHP – Shipped /Received Information

PURPOSE: To specify shipment and/or receipt information

DATA ELEMENT SUMMARY

Field	Element	Name	Attributes
SHP01	673	Quantity Qualifier	O ID 2/2
		<u>Code</u>	<u>Definition</u>
		01	Discrete quantity
		02	Cumulative quantity shipped
SHP02	380	Quantity	C R 1/10
SHP03	374	Date time Qualifier	O ID 3/3
		<u>Code</u>	<u>Definition</u>
		050	Received
		051	Cumulative quantity start date
SHP04	373	DATE	C DT 6/6
		Format: YYMMDD	
SHP05	337	Time	O TM 4/4
		Not Used	
SHP06	373	DATE	C DT 6/6
		Last receipt date	
		Format: YYMMDD	
SHP07	337	Time	O TM 4/4
		Not Used	

SAMPLE

SHP~01~7500~050~010925

SHP~02~47500~051~000801



**GRUPO ANTOLIN
ANSI (X12): 830 V2002**

DSI

INFORMATION SYSTEMS POLICY 080202

SEGMENT: REF – Reference Numbers

PURPOSE: To transmit identifying numbers.

DATA ELEMENT SUMMARY

Field	Element	Name	Attributes
REF01	128	Reference Number Qualifier	M ID 2/2
		<u>Code</u> SI	<u>Definition</u> Shipper
REF02	127	Reference Number	C AN 1/30
REF03	352	Description	C AN 1/80

SAMPLE

REF~SI~20029788



**GRUPO ANTOLIN
ANSI (X12): 830 V2002**

DSI

INFORMATION SYSTEMS POLICY 080202

SEGMENT: CTT – Transaction Totals

PURPOSE: Transmits a hash total for a specific element or elements in the transaction set

DATA ELEMENT SUMMARY

Field	Element	Name	Attributes
CTT001	354	Number of Line Items Number of LIN segments in this transaction set	M NO 1/6
CTT002	347	Hash Totals Sum of Quantity Ordered Element (FST01)	O R 1/10

Note: Fields CTT03 through CTT07 are not used

SAMPLE

CTT~77~1686662**CR**



SEGMENT: SE Transaction Set Trailer Segment


PURPOSE: To indicate the end of the transaction set and provide the count of the transmitted segments (Including the ST and SE segments)

DATA ELEMENT SUMMARY

Field	Element	Name	Attributes
SE01	96	Number of Included Segments Total number of all segments in transaction set, including the ST and SE segments	M NO 1/6
SE02	329	Transaction Set Control Number This number must match the transaction set Control number (ST02)	M AN 4/9

SAMPLE

SE~959~1521650

	GRUPO ANTOLIN ANSI (X12): 830 V2002	DSI
INFORMATION SYSTEMS POLICY 080202		

SEGMENT: GE Functional Group Trailer (END)

PURPOSE: To indicate the end of a functional group and provide control information

DATA ELEMENT SUMMARY

Field	Element	Name	Attributes
GE01	97	Number of included Transaction Sets Total number of transactions sets included	M NO 1/6
GE02	28	Data Interchange Control Number Sequential number that must match (GS06)	M NO 1/9

SAMPLE


GE~1~49949 **CR**

SEGMENT: IEA Interchange Control Trailer


PURPOSE: Defines the end of an interchange of one or more functional groups and interchange related control segments

DATA ELEMENT SUMMARY


Field	Element	Name	Attributes
IEA01	405	Number of Included Groups Count of the number of Functional Groups Included in a transmission	M NO 1/5
IEA02	709	Interchange Control Number Together with ISA13 this number assigned by Customer identifies interchange data to supplier. This number should be used for Audit trails	M NO 9/9

	GRUPO ANTOLIN ANSI (X12): 830 V2002	DSI
INFORMATION SYSTEMS POLICY 080202		

SAMPLE

IEA~1~001521650 

GRUPO ANTOLIN PLANT CODES

GRUPO ANTOLIN PLANT CODES		
GRUPO ANTOLIN - Plant	Plant Code	Mailbox Code
<p>This information full and updated is available in EDI Communications Supplier Form Chapter 6. Grupo Antolin Factories Codes</p> <div style="border: 1px solid black; padding: 10px; margin: 10px auto; width: 80%;">  <div style="text-align: right;"> <h2 style="color: #4F81BD; margin: 0;">EDI Communications Supplier Form</h2> </div> <div style="clear: both; margin-top: 10px;"> <div style="display: flex; justify-content: space-between; align-items: center;"> <div style="display: flex; gap: 5px;"> Vista protegida Habilitar edición </div> <div style="display: flex; gap: 5px;"> Advertencia de seguridad Habilitar contenido </div> <div style="border: 1px solid gray; padding: 2px 5px; font-size: 0.7em;">GA Information</div> <div style="border: 1px solid gray; padding: 2px 5px; font-size: 0.7em; color: red;"> Information Required. Fill it, please </div> </div> </div> </div> <p style="text-align: center; margin-top: 10px;">Mailbox code value depends on Communications Type and Normative. See Chapter 7.A. MAILBOX – SFID</p>		